

CH85C Port Line

CAT[®] Integrated Technologies



MultiDocker[®]

Operating weight:	115-130 tonnes
Reach:	23,1-27,0 meters
Engine output:	380 kW
Lifting capacity:	22,4 tonnes
Vessel size	0-20.000 dwt

Content

- 1. Content**
- 2. About us**
- 3. Service & maintenance**
- 5. Safety and sustainability**
- 7. Cabins**
- 9. Undercarriages**
- 11. Boom & stick**
- 12. Tools**
- 13. Technical data**
- 15. Lifting diagrams**
- 17. Dimensions**
- 19. Standard & optional equipment**
- 21. Gallery**
- 22. Contact**

About us

MultiDock in brief:

- 30 years experience of operating terminals and loading/discharging vessels with hydraulic cargo handlers
- 30 years experience of developing, designing and manufacturing hydraulic cargo handlers
- Market leader in the cargo handling field in Sweden
- Partnership with Caterpillar since 1998
- Partnership with the major European Caterpillar dealers since 2008
- Product portfolio adjusted for two segments; ports and industries/terminals (Port Line and Material Handling Line)

Caterpillar

- Choosing MultiDock means that you also choose Caterpillar and your local Caterpillar dealer.
- World leading manufacturer of construction machines and diesel engines
- Has developed, designed and manufactured machines for more than 80 years
- Dealer network in 200 countries guarantees optimized access of spare parts and service
- Every day more than 5 million USD are used for research and development

Guiding stars

Performance | Operators comfort | Economy

Our guiding stars are essential when we produce our ultimate cargo handler - adjusted for loading/discharging vessels up to 20.000 DWT.

"Performance" - means high productivity. We believe high productivity is achieved by an efficient cargo handler with maximum uptime. A strong, fast and easily maneuverable cargo handler, reliable Caterpillar components and a well-organized service supplier makes the MultiDock CH85C just that – highly productive.

"Operators comfort" - the operator should be able to operate the cargo handler to its maximum in a safe and comfortable environment. In order to do that, the cabin environment must be highly developed; for example the cabin needs to be stable, comfortable and the control system must allow the operator to feel like the cargo handler is like an extension of his own arms.

"Economy" - the performance and the operators comfort added together equals "economy". We strive to make our customers' overall economy as competitive as possible and to do so we also offer advantageous financing solutions and the Caterpillar certified rebuild program.

Examples:

Through high lifting capacity, high productivity is achieved, here are some examples:

Pulp logs	400-650 m ³ /h
Sawn timber	350-600 m ³ /h
Wood chips	900-1500 m ³ /h
Wood pulp	350-650 ton/h
Grain	400-700 ton/h
Gravel	600-1000 ton/h
Scrap	400-700 ton/h



Service & maintenance

”Uptime is money. Downtime is cost.”

MultiDock® consists of 95% reliable, tested and well proven Caterpillar components. Meaning, that when you buy a MultiDock you get one of the most reliable cargo handlers on the market. Through the Caterpillar Service network you also get a reliable service wherever you are, 24 x 7 x 365. You get fast access to well-trained service engineers and the right parts. In short, all the parts, services and knowledge you need to keep your machine working hard for you.

- » Service intervals are extended to reduce maintenance costs.
- » Oil sample and pressure ports provide easy checking of machine condition and are standard on every machine.
- » The return filters or capsule filters for the hydraulic system are located beside the hydraulic tank. The filter elements are revable without spilling hydraulic oil.
- » Service points are centrally located with easy access to facilitate routine maintenance.
- » Pilot hydraulic system filter keeps contaminants from the pilot system and is located in the pump compartment.
- » Radial seal main air cleaner with pre-cleaner has double-layered filter element for more efficient filtration. No tools are required to change the element.
- » The water separator removes water from fuel, even when under pressure, and water can be monitored in the cab.



World class customer support

» Purchase

Consider the financing options available as well as day to day operating costs. This is also the time to look at dealer services that can be included in cost of the machine to yield lower equipment owning and operating costs in the long run.

» 24/7/365 Service availability in most regions

Repair option programs guarantees the costs of repairs up front. Diagnostic programs help you avoid unscheduled repairs.

» 24/7/365 Spare parts availability by Part Store or on call duty

You will find nearly all parts at your local dealer parts counter. Cat dealer utilize a worldwide computer network to find in-stock parts to minimize machine downtime. You can save money with Cat remanufactured components.

» Operation

Improving operating techniques can boost your profits. Your Cat dealer and MultiDockers have videotapes, literature and other ideas to help you increase the productivity, and offers operator training classes to help maximize the return on your investment.

» Customer Support Agreement (CSA)

Cat dealers offer a variety of product support agreements, and work with customers to develop a plan to meet specific needs. These plans can cover the entire machine, including attachments, to help protect the customer's investment.

» Cat® Equipment Protection

Plans Your original Cat® warranty provides months of worry-free operation, but your machines are designed for years of productivity. Fortunately, the cost of unexpected repairs can be controlled—with a Cat Equipment Protection Plan.

» S.O.S

By enrolling in the S•O•SSM Services Program, a routine oil sampling interval can be established to build-up a trend of data over time. That trend allows you to compare sample history and more easily identify deviations from the normal trend. This consequently adds value to the data interpretation process with more meaningful recommendations and recommended actions.

» Caterpillar Product Link

Product Link is a satellite based system that up load important information about your MultiDocker on the internet. This gives you the possibility to control and evaluate the performance of your machine. It is also an important link between your Multi-Docker and your service provider, your local Caterpillar dealer.

» Replacement

Repair, rebuild or replace? MultiDocker and your Cat dealer can help you to evaluate the cost involved so you can make the right choice.

Read more at: www.cat.com/maintenance-and-support



Safety & Sustainability

Safety Details

The MultiDock CH85C is equipped with sturdy galvanised steel access ladders, walkways and platforms all complete with strong handrails. Safety gates are fitted to platforms for improved safety. In case of emergency/engine stop when operating it is fully possible to leave the machine by using the standard access route from the cab to the platforms and ladders then to ground. If the machine is rotated so that normal access routes cannot be used it is possible to use the emergency ladder located behind the cab to reach the service platform. This safety feature makes MultiDock unique on the market.



1. Fire-extinguisher and emergency hammer (placed inside the cab).
2. Fire-extinguisher (one on each side).
3. Emergency ladder.
4. Flashing beacons when in travel mode (2 pieces).
5. Emergency stop (2 pieces), one placed on the access stair from ground level to platform, the second placed on the rear left portal leg.
6. Travelling alarm (acoustic, not marked in the picture).
7. Fire protection system (optional, not marked in the picture).

Overload Protection System

The machines lifting capacity values have been calculated in compliance with SS-EN 130 01. The capacities do not exceed 87% of the Hydraulic capability and 75% of the tipping load with the machine on a firm and level ground. In the case of an overload situation the protection system will not allow the dipper arm stick to move outwards therefore preventing an overload in the boom cylinders and uncontrolled lowering of the arm.

FOPS and OPS

This machine is equipped with FOPS and OPS which gives the operator the best protection against falling and penetrating objects. This safety feature makes MultiDock unique on the market.



Sustainability

The MultiDock has many features designed to provide **outstanding performance** which means more work done per day, **less fuel consumption** and by that, **minimal impact on our environment**. The hydraulically driven cooling fan is thermostatically controlled, so the fan only runs at the speed necessary to maintain correct system operating temperatures. The result is a cool, quiet operation with **less disturbance** to the surrounding environment.



The diesel engine utilizes unique ACERT technology to **meet the exhaust emission regulations** while assuring **optimum fuel efficiency**. To help preserve the earth's ozone layer, the air conditioning unit uses only R-134a refrigerant which does not contain harmful chlorofluorocarbon's (CFC's).

Engine oil and encapsulated hydraulic oil filters are positioned vertically and are easy to reach to **minimize spillage**. Service intervals are extended to reduce the times fluids are changed and handled. The new hydraulic oil fine filtration system attachment extends the service intervals.

E- power

MultiDock also offer the **E-Power concept**, featuring a state of the art electric engine, offers customers a more energy efficient and environmentally friendly way to handle cargo. Electricity is a silent but powerful energy source that also means less emission of smoke, pollutants and sound. The performance of an E-Power machine is equal to our diesel engine. And, savings up to 70% per running hour compared to a diesel engine can be achieved. Choosing E-Power means up-time and low service costs. The high quality VEM engine requires less service than an average diesel engine.



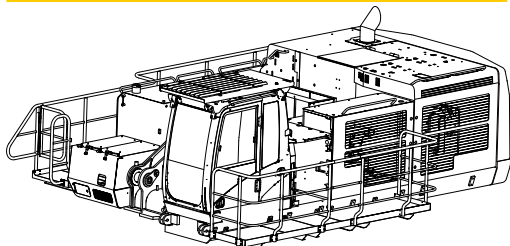
"Our goal is to ensure safe operation in all areas of our business with the least possible impact on the environment"



Cabins

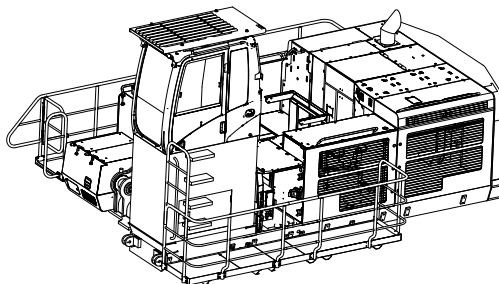
A proper cabin environment generates good comfort and increases efficiency. With four standardized cabin solutions, MultiDockers offer a unique approach to operating comfort. By consulting the customer, we choose the most optimal cabin for each customer's application. All MultiDockers cabin solutions reflect powerful and exceptional design, which creates a stable and unaffected environment during full production and heavy lifts.

Cabin Standard, CS



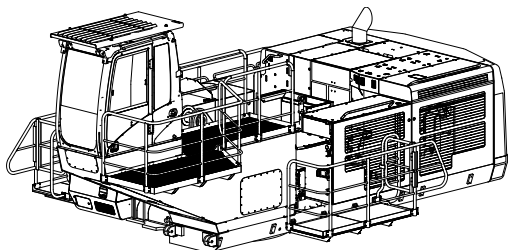
A very simple heavy duty standard solution. Suitable for material handling.

Cabin Raiser, CR



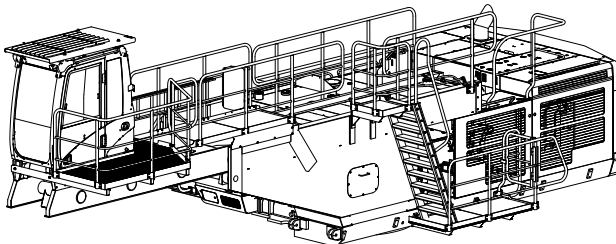
Fixed cabin raiser designed for material handling applications where the view/height is crucial. Raised 1500 mm from standard position.

Cabin Forward, CF



Fixed cabin raiser where the cabin is moved forward in a fixed position. Designed for material handling in combination with loading/discharging vessels where the view into the vessel isn't crucial. Moved 4200 mm from the swing centre.

Cabin Movable, CM



Movable horizontally - 8000 mm from the swing centre. Designed for loading/discharging vessels.

This model gives the operator the possibility to quickly adjust the position of the cabin to optimize the visibility in all situations without cutting back on the comfort. The CM is designed with a unique birder system without joints, which minimize vibrations and strokes efficiently. The horizontal adjustment can be done without stopping ongoing operation by using an ergonomic sliding switch on the joystick. An unique solution on the market!



Cab Design

The cabin has been designed to be spacious, quiet and comfortable for the operator, assuring high productivity throughout the entire workday. Switches are conveniently located for easy access. The monitor is located to provide excellent visibility and access.

Seat

The seat provides a variety of adjustments, including fore/aft, height and weight to suit the operator. Adjustable armrests and a retractable seat belt are also included. For additional comfort, a new heated air suspension seat is available.

Skylight

An enlarged skylight with sunshade provides excellent visibility and good ventilation.

Hydraulic Activation Control Lever

The hydraulic activation control lever deactivates all hydraulic functions during engine start-up, and prevents unintentional machine movements.

Climate Control

Positive filtered ventilation with a pressurized cab comes standard. Fresh air or re-circulated air can be selected with a switch on the left console.

Monitor

The monitor has functions to display the machine, maintenance, diagnostic and prognostic information. The angle of the monitor can be adjusted to face the operator and prevent sun glare. The monitor also functions as display screen for the rear view camera that comes as standard on the MultiDocker.

Cab/FOGS & OPS

Cab/OPS meets ISO 10262. FOGS meets ISO J1356.

Cab Exterior

The exterior design uses thick steel tubing along the bottom perimeter of the cab, improving resistance fatigue and vibration. The cabin has an overhead protection frame (F.O.P.S = falling object protective system) bolted directly to the top of the cabin.

Cab Mounts

The cabin shell is attached to the frame with viscous rubber cabin mounts, which dampen vibrations and sound levels while enhancing operator comfort.

Wipers

Parallel wiper, including a washer nozzle is mounted below the cab windshield; this optimizes the operator's viewing area and offers continuous and intermittent modes.

Windows

To maximise visibility, all glass is affixed directly to the cab. The cabin is equipped with safety Margard glass to the front windscreen and right-hand

side window. The left-hand side opening door has a sliding window. The cabin solution CM8000 has a floor window as standard. This gives the operator the possibility to view the working area underneath the cabin.

Consoles

Re-designed consoles feature a simple, functional design to reduce operator fatigue, ease of switch operation and excellent visibility. Both consoles have attached armrests and allow the height of the armrests to be adjusted.

Standard Cab Equipment

To enhance operator comfort and productivity, the cab includes a lighter, drink holder, coat hook, service meter, FM Radio, literature holder, magazine rack and storage compartment. The cab can be equipped with optional 12 volt converter and up to 12V - 7amp electrical sockets to provide additional electrical resources.

Sound

The operator sound level measured according to the procedures specified in ISO 6396:2008.

Monitor Display Screen

The monitor is a full colour 400x234 pixels LCD graphic display. The Master Caution Lamp blinks ON and OFF when one of the critical conditions below occurs:

- Engine oil pressure low
- Coolant temperature high
- Hydraulic oil temperature high

Under normal conditions or the default condition, the monitor display screen is divided into four areas: clock and throttle dial, gauge, event display and multi-information display.

Gauge Display

Three analogue gauges, fuel level, hydraulic oil temperature and coolant temperature, are displayed in this area.

Multi-information Display

This area is reserved for displaying information that is convenient for the operator. The "Cat" logo mark is displayed when no information is available to display.

Operator Gain/Response

This is used to suit the operators' preferences or application.

- Quicker, for fast response and more production
- Slower, for more precision
- Three preset settings with 21 move available

Electronic Joysticks

Electronic joysticks provide features not possible with hydraulic pilot valves:

- Eliminate pilot lines in cab for quieter operation
- Adjustable gain/response



Undercarriages

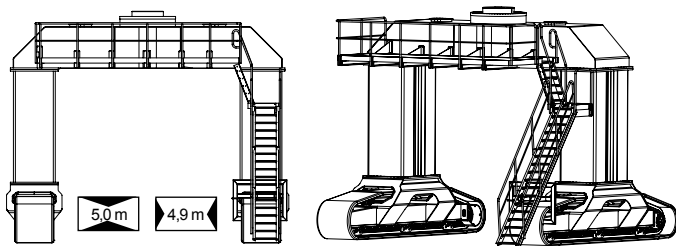
Depending on the customer's needs, the MultiDock CH85C can be delivered in two standard undercarriage configurations with crawler tracks. Other options are the rail track fitted gantry undercarriage or pedestal. It's also possible to have the cargo handler installed onboard a vessel or a barge.

Due to the unique module system we can tailor the height and width of the undercarriage raiser, the length of the track frames and the width of the flat shoes to meet special requirements in regards of weight, ground loadings, available space at the site etc.

MG8000C

MG - Multi Gantry | 8000 - approx. height from ground level to boom pin | C - crawler

The height of 5,0 meter allows lorries and railway wagons to safely pass through underneath the machine. This solution saves space at the site and makes the MultiDock extremely efficient by allowing short swing cycles and the possibility to work in a larger area without having to constantly move the machine.

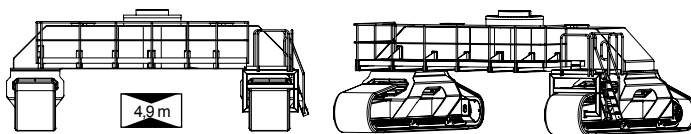


Technical information	MG8000C
Width – center - center (mm)	6 500
Flat shoes width (mm)	900 - 1 000
Length – center - center (mm)	7 575
Weight incl.crawler tracks (kg)	54 400

MG4800C

MG - Multi Gantry | 4800 - approx. height from ground level to boom pin | C - crawler

The lower undercarriage configuration offer a versatile performance for cargo handling. A great option at terminals or at ports affected by the tide.



Technical information	MG4800C
Width – center - center (mm)	6 500
Flat shoes width (mm)	900 - 1 000
Length – center - center (mm)	7 575
Weight incl.crawler tracks (kg)	45 900

Sealed and Lubricated Rollers

Track rollers and idlers are sealed and lubricated for excellent service life.

Idler Guards and Track Guides

Idler guards and centre track guides used to maintain alignment are standard.

Track shoes

The flat shoe's outer edges are curved and chamfered on the outer edges to further smooth transportation as well as prevent unnecessary damages to the ground.

The flat shoe's original total width is 1000 millimeters on the CH85C. Being such a large material handler, the MultiDock flat shoes cause very little effect to the ground surfaces. Due to the design of the Multi-Docker bended flat shoes, they are very kind to all types of road surfaces, concrete, blocks or tarmac.

Track

The MultiDock cargo handler comes with grease lubricated tracks as standard. The track links are assembled and sealed with grease to decrease internal bushing wear, reduce travel noise and extend service life thus lowering operating costs.

Travel Motor

Two-speed axial piston hydraulic motors provide the drive power and automatic speed selection when the high-speed position is selected. This enables the machine to automatically change between computer controlled high and low speeds depending on drawbar-pull requirements.

Final Drives

The final drives are the three-stage reduction planetary type. This design provides a complete drive/brake unit that is compact and delivers excellent performance and reliability.

Väja, Sweden



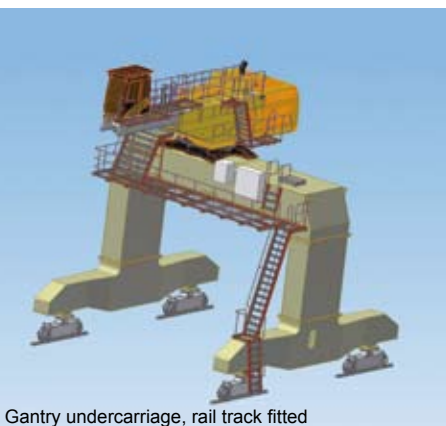
Brevik, Norway



Onboard M/V Rhapsody



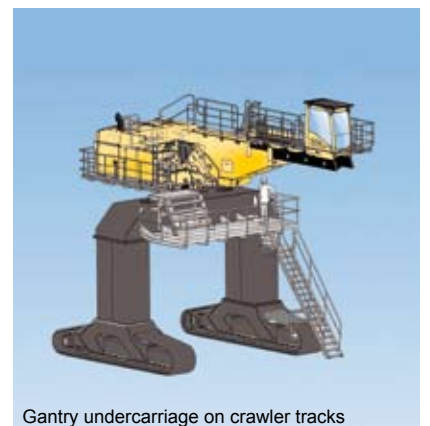
Szczecin, Poland



Gantry undercarriage, rail track fitted



Pedestal undercarriage

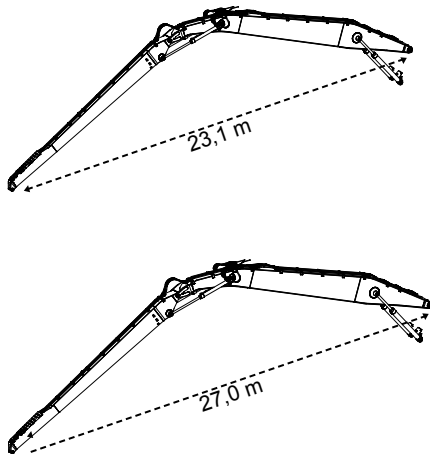


Gantry undercarriage on crawler tracks

Boom & stick

The boom and stick is designed for multi purpose use and can easily handle most different kind of cargoes. As an option we can offer a quick release coupling making the change between different work tools convenient and quick.

Due to our unique module design we can tailor the lengths of booms and sticks for special requirements.



Total length	Boom (mm)	Stick (mm)
23 100	14 000	11 000
27 000	16 250	12 800



The MultiDocker CH85C is offered with two standard boom and stick configurations with a reach ranging from 23,1 meter up to 27,0 meters excluding work tools. The reach of 27 meters gives the possibility to handle ships up to 20 000 DWT with great efficiency.

SmartBoom

Unloading barges and vessels is easier when using SmartBoom. The SmartBoom avoids excessive force being put on the floor of the barge allowing the operator to fully concentrate on production.

Heavy Duty Pipe Protection

The boom and stick can be equipped with a heavy duty pipe protection in the end of the stick. It will protect the pipes from being damaged during operation in narrow areas, giving higher availability of the machine and lower maintenance costs.



Tools

MultiDock is one of the market's most versatile machines for fast and safe cargo handling. It can be equipped with a variety of tools, customized for different commodities. The quick release coupling facilitates convenient and quick change of tools to handle the different types of goods. Here are some examples:



Orange peel buckets 0,7-10 m3



Steel coil attachments



Timber grabs 1,5-3,3 m2



Waste handling clamps



Semi automatic lumber spreaders 2-3 units



Clamshell buckets 2-6 m2



Clamshell buckets 6-11 m2



Fully automatic paper pulp devices 3-6 units



Fully automatic billet devices



Lifting frames



Scrap magnets



Fully automatic paper reel attachments



Dust controls



Container spreaders

Technical data

CH85C

Undercarriage MG4800C

Undercarriage MG8000C

Base information	Base machine (Caterpillar)	385C	385C
	Weight (tonnes)	115-120	118-130
	Maximum reach (m)	27,0	27,0
	Maximum lifting capacity (kg)	22 400	22 400
Engine (diesel)	Model (Caterpillar)	C18 ACERT	C18 ACERT
	Net power (kW)	380	380
	Bore (mm)	145	145
	Stroke (mm)	171	171
	Piston displacement (l)	18,2	18,2
Engine (E-power)	Model (VEM)	Electrical engine	Electrical engine
	Net power (kW)	380	380
	Voltage (V); standard 690 V	400–1 000	400–1 000
	Standard ampere (A)	580	580
	Standard travel distance (m)	150-200	150-200
	Power supply	Cable drum/air supply/power duct	Cable drum/air supply/power duct
Hydraulic system	Max. flow, working pumps (l/min)	980	980
	Max. flow, swing pump (l/min)	450	450
	Max. pressure, main circuit (kPa)	33 000	33 000
	Travel (kPa)	30 000	30 000
	Max. swing (kPa)	32 000	32 000
Undercarriage	Crawler tracks	MultiDocker CH85C	MultiDocker CH85C
	Track (flat) shoe (foot print) width (mm)	900-1000	900-1000
	Number of shoes each side	82	82
	Number of rollers each side	20	20
	Number of carrier rollers each side	4	4
	Max. tractive force (kN)	290	290
	Max. speed (km/h)	3,5	3,5
Volumes	Fuel tank (l)	1240	1240
	Cooling system (l)	101	101
	Engine cranecase (l)	65	65
	Swing drive – drive (l)	19	19
	Final drive – each (l)	21	21
	Hydraulic system incl. tank (l)	995	995
	Hydraulic tank (l)	810	810
	Extra fuel tanks (l)	5 200	5 200
Weight main components	Base machine incl. swing bearing [kg]	26 000	26 000
	Cabin moveable, CM8000 [kg]	3 000	3 000
	Counterweight [kg]	17 700	17 700
	Body extension [kg]	13 300	19 800
	Platforms [kg]	1 500	1 500
	Short stick – 11 000mm [kg]	3 700	3 700
	Long stick – 12 800mm [kg]	4 500	4 500
	Short boom – 14 000mm [kg]	12 100	12 100
	Long boom – 16 250mm [kg]	13 400	13 400
	Track frame – each [kg]	16 300	16 300
	Boom cylinder – each [kg]	920	920
	Stick cylinder – each [kg]	568	568
	Other [kg]	1 600	1 600

Engine (diesel)

The Cat C18 engine with mechanically actuated electronic fuel injection (MEUI) powers the CH85C. The C18 has ACERT® Technology, a series of Caterpillar engineered innovations which provide advanced electronic control, precision fuel delivery and refined air management compliance. ACERT® Technology optimizes engine performance while meeting EU stage IIIA emission regulations.

Increased Power

The maximum power is 380 kW. The Power Management System (PMS) is also available to manage productivity and fuel economy.

Improved Fuel Efficiency

The CH85C fuel maps provide additional power and performance with optimized fuel consumption through flexible power settings incorporated into ADEM™ controller.

Improved Reliability

The titanium-aluminum alloy rotor in the turbocharger improves reliability/durability and contributes to faster response of the turbocharger.

Hydraulic Cooling Fan

The CH85C uses a variable speed, hydraulically-driven fan for quieter operation and reduced fuel consumption during cooler ambient conditions.

Reversible Fan

A reversible fan option is offered as an attachment. The reverse function is operated through the monitor. By selecting this function, the fan rotates in the opposite direction for a preset time to help clean the cooling package for increased uptime and reduced service cost.

Environment

Emissions

ACERT® Technology is a differentiated technology that reduces emissions at the point of combustion. The technology capitalizes on proven Caterpillar leadership in three core engine systems: fuel, air and electronics.

Electro Magnetic Compliance

The CH85C meets the following EMC (Electro Magnetic Compliance) requirements: ISO 13766 Earth Moving Machinery – Electromagnetic compliance EU Directive 89/336/EEC Aus EMC Framework

Fluid Management

Several serviceability elements are designed into the CH85C to limit fluid spillage while performing routine maintenance.

Ecology Drains

Ecology drains are provided for the fuel and hydraulic tanks, allowing fluids to be captured in a container when draining the tanks.

Service and Maintenance

Service Intervals

Long service intervals reduce maintenance costs. Engine oil, oil filter and fuel filters are at 500 hours.

Oil Sample and Pressure Ports

Oil sample and pressure ports provide easy checking of machine condition and are standard on every machine.

Hydraulic Capsule Filters

The return filters or capsule filters for the hydraulic system are located beside the hydraulic tank. The filter elements are removable without spilling hydraulic oil.

Service Points

Service points are centrally located with easy access to facilitate routine maintenance.

Pilot Hydraulic System Filter

Pilot hydraulic system filter keeps contaminants from the pilot system and is located in the pump compartment.

Remote Greasing Block

A concentrated remote greasing block on the boom delivers grease to hard-to-reach locations.

Radial Seal Cleaner

Radial seal main air cleaner with pre-cleaner has a double-layered filter element for more efficient filtration. No tools are required to change the element.

Fuel-Water Separator

The water separator removes water from fuel, even when under pressure, and the water level can be monitored in the cab.

Engine (E-power*)

The E-power concept, featuring a state of the art electric engine, offers customers a more energy efficient and environmentally friendly way to handle cargo. The high quality VEM engine requires less service than an average diesel engine - cutting the service time and cost significantly. Utilizing an Emotron frequency converter, the E-power enables the driver to very precisely adjust speed and effect by simply regulating the RPM. E-power has integrated Caterpillar software and hydraulic system - rendering the Caterpillar service network available for customers world wide.

Hydraulics

Main Pumps

The hydraulic system includes three pumps with an independent swing circuit. The hydraulic circuit utilizes a load-sensing system to ensure high hydraulic system efficiency and excellent productivity with little hydraulic loss. Large, heavy-duty main pumps and a separate swing pump provide quick cycle times during multi-function operation.



Reverse Swing Dampening Valve

Swing dampening valves reduce swing wag and produce smooth swing stops.

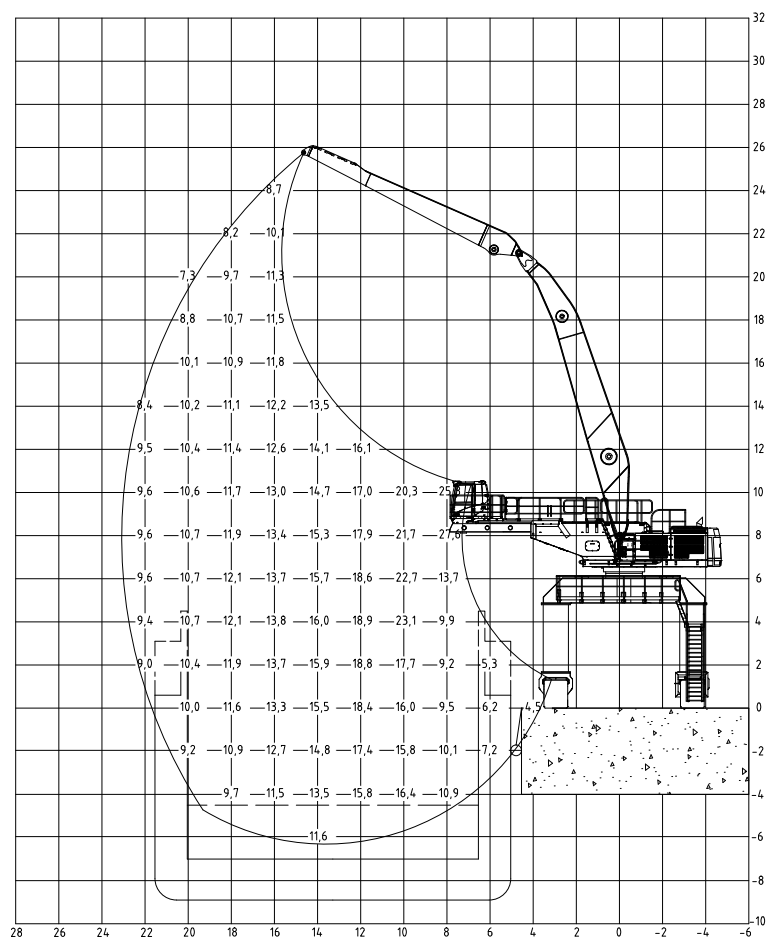
Advanced Features

The following are hydraulic system features of the CH85C. The electric re-generation system is incorporated into the hydraulic system to improve productivity and lower fuel consumption. The main pump flow has increased 10 percent to provide shorter cycle times. The main implement pressure has been increased 9 percent. This also provides higher lifting capacity.

Proportional Priority Pressure Compensation (PPPC) Hydraulics

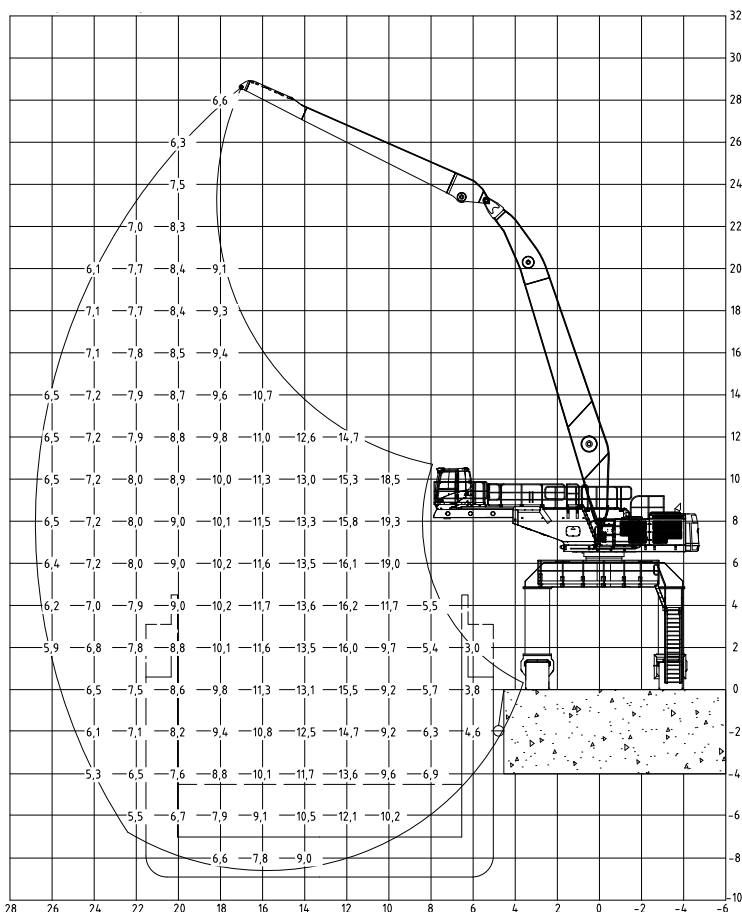
Load-sensing, PPPC system, with Caterpillar-developed electronic actuation, provides high efficiency and excellent controllability. Cylinder speed is directly related to operator's movement of joystick from feathering to full speed. Flow to cylinders during multi-functional operation is directly controlled by the operator and is not dependent on loads. Controller reduces pump output to minimum to save power when joysticks are in neutral position.

Lifting diagram, under carriage MG8000C




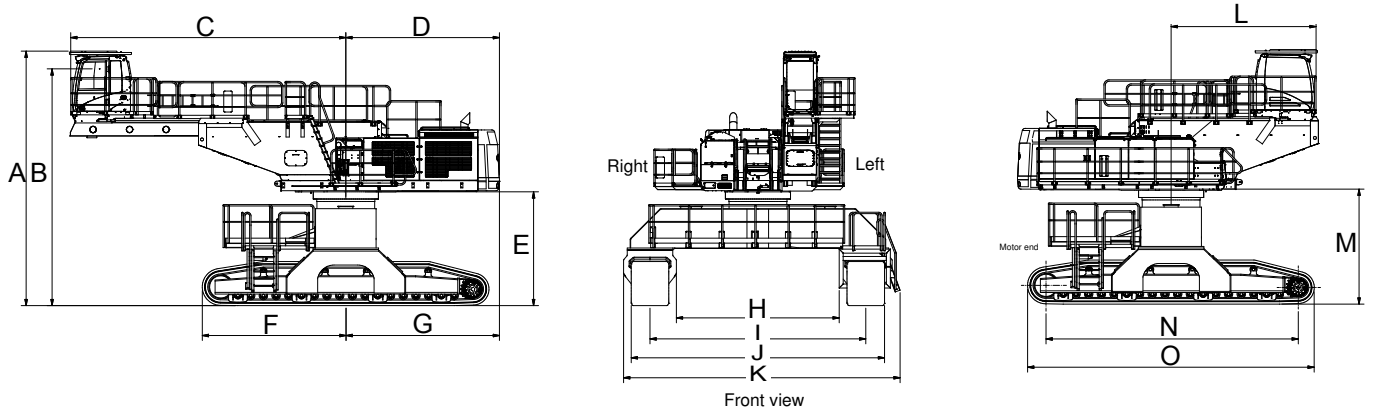
Under carriage MG8000C
23,1 meters (boom 14,0 m & stick 11,0 m)

Under carriage MG8000C
27,0 meters (boom 16.25 m & stick 12.8 m)



Dimensions

Undercarriage MG4800C CM

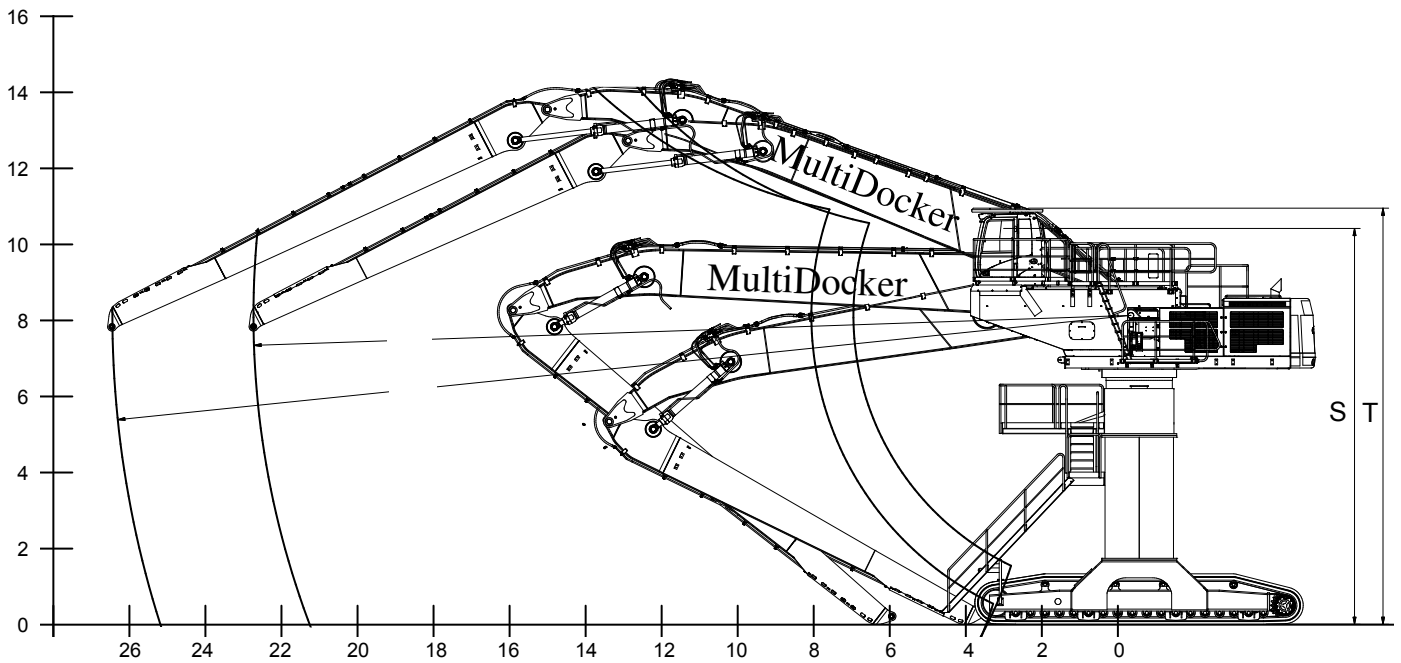
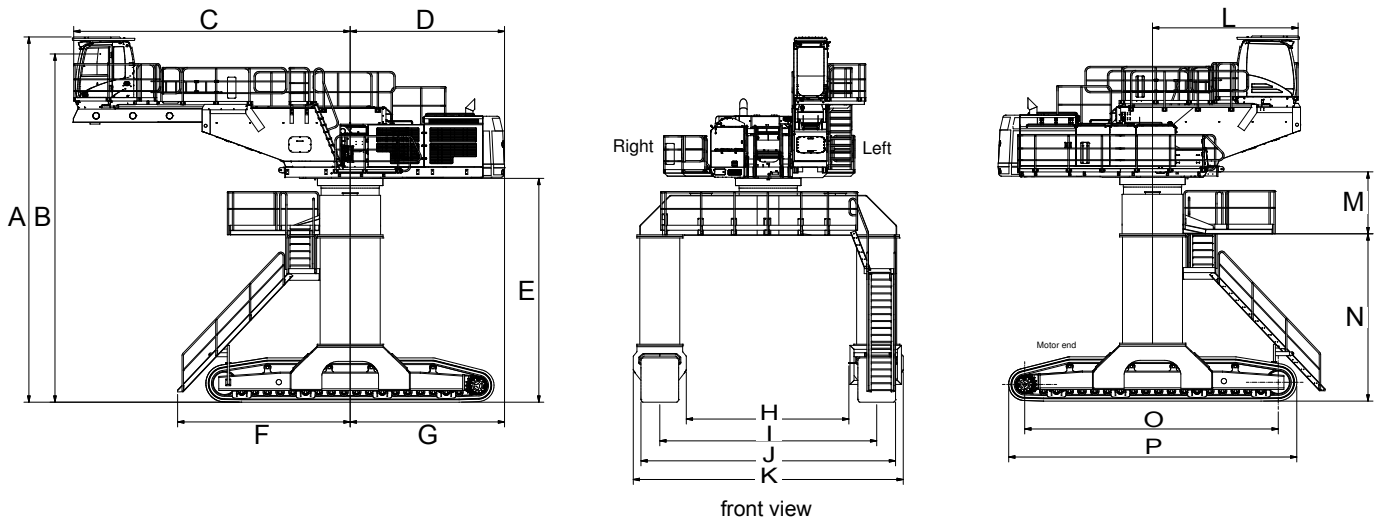


A	7665mm
B	7132 mm
C	8286 mm
D	4628 mm
E	3428 mm
F	4329 mm

G	4621 mm
H	4905 mm
I	6500 mm
J	7630 mm
K	8329 mm
L	4366 mm

M	3463 mm
N	7600 mm
O	8633 mm
P	7132 mm
Q	8986 mm

Undercarriage MG8000C CM



A	10945	G	4628 mm	M	1855 mm
B	10435 mm	H	4872 mm	N	5016 mm
C	8286 mm	I	6502 mm	O	7600 mm
D	4628 mm	J	7632 mm	P	8635 mm
E	6707 mm	K	8092 mm	S	10435 mm
F	5172 mm	L	4366 mm	T	10945 mm

Standard & optional equipment

Cabin - Standard Equipment

- Air conditioner, heater and defroster with automatic climate control
- Power supply 24 V
- Beverage/cup holder
- Coat hook
- Console mounted electronic type joystick with adjustable gain and response
- Floor mat
- Instrument panel and gauges with full colour graphical display
- Literature compartment
- Neutral lever (lock out) for all controls
- Positive filtered ventilation
- Pressurised cabin
- Retractable seat belt
- Stationary skylight
- Sunshade for windshield
- Travel control pedals with removable hand levers
- Windshield wipers and washers
- FM Radio
- Rear view camera
- FOGS-Falling Object Guard System including overhead and windshield guards

Cabin - Optional Equipment

- Weight Scale (excl summarise function.)
- Weight Scale (incl summarise function.)
- Electric Pre-heater 220 V
- Camera for stick incl. LCD display Others
- Radio /CD incl. remote control

Other Optional Equipment

- Cold weather starting aid
- Scrap magnet generator
- Extra hydraulic pipe protection for arduous applications
- Hydraulic pipe closure valve cocks
- Quick release couplings
- Heavy duty semi-automatic Multicoupler
- Bio-degradeable hydraulic oil
- Reversible Fan

• Fire Protection system

This fire suppression system discharges automatically at a detected fire when the machine is unmanned, i.e. when the main switch is turned off. When the machine is at work with the power on, a detected fire actuates only the alarm signals. The operator should then immediately then stop the operation and turn off the power or operate the extinguishing installation manually. Manual operation can be made from a firing button on the control unit in the cab

• Caterpillar MSS Data Sheet

The Caterpillar Machine Security System (MSS) is an on-board system to manage access to your MultiDocker. It has programmable features to allow tailoring the system to fit your needs.

Can be programmed for active/inactive periods.

Can be programmed so individual keys expire on selected date and time. Control access by untrained operators or unauthorized personnel. Manage access with minimum inconvenience!

• Radiation Detecting System

Mounting the Cricket in the grapple allows direct exposure to all the material being handled. The system consist of a detector protective shield, a detection unit , a battery pack and a RC2000 Control Console. Typically, the Cricket grapple mounted radiation detection system is 2.5 times more sensitive than a vehicle monitoring system.

• Safety Cameras

Standard for all MultiDockers is the rear view camera. This camera will give the operator a better overview (over the worksite) giving a safer operation. However, for optimal performance your MultiDocker can be equipped with a stick mounted camera giving a perfect view of the material being handled. With the stick mounted camera comes a 7" color monitor reproducing the view perfectly.

• Lubrication system (standard)

The lubrication system automatically lubricates the front end and the swing bearing. The system comes as standard.

• Working Lights

MultiDocker CH85C is equipped with seven working lights. As an option the standard halogen lights can be changed to xenon working lights, giving three times more light than the standard lights, for a safer and more efficient operation. Your MultiDocker can also be equipped with extra work lights on the undercarriage for improved illumination of the working area around the machine.

• Heaters

230 V heater for the cabin, engine and hydraulic oil tank are optional. There is also a possibility to choose a diesel driven heater for preheating of the diesel engine and the cabin. This heater has programmable start time and also the possibility to be started on remote by phone.

• Extra fuel tank

As an option the MultiDocker CH85C can be equipped with an extra fuel tank. The extra fuel is placed in the under carriage raiser and has a capacity of 5200 liter, giving the machine many hours availability before refueling is needed.

• Caterpillar Product Link

Product Link is a satellite based system that up load important information about your MultiDocker on the internet. This gives you the possibility to control and evaluate the performance of your machine. It is also an important link between your MultiDocker and your service provider, your local Caterpillar dealer.

• Customized colors

Make your MultiDocker unique by choosing your own color.



"The high operator comfort, visibility, the gantry concept and the great performance of the MultiDock is the key success factors", says the owner of Dennis Logistic Systems, Mr Dennis Bergström. "The machine has greatly exceeded my expectations and will help me to increase my competitive edge"




Performance



Visit us at: www.multidocker.com






MultiDocker®

Headquarter:
 MultiDocker Cargo Handling AB
 Saltängsgatan 15
 SE-601 02 Norrköping, Sweden

Switchboard: +46 (0)11 450 30 00
 Fax: +46 (0)11 450 30 10

E-mail: info@multidocker.com
 Website: www.multidocker.com



MultiDock[®]

Headquarter:
MultiDock Cargo Handling AB
Saltängsgatan 15
SE-601 02 Norrköping, Sweden

Switchboard: +46 (0)11 450 30 00
Fax: +46 (0)11 450 30 10

E-mail: info@multidocker.com
Website: www.multidocker.com